



UNITED STATES MARINE CORPS
MARINE CORPS AIR STATION
BEAUFORT, SOUTH CAROLINA 29904-5001

ASO 8600.1D
DSS/ESO
24 Feb 24

AIR STATION ORDER 8600.1D

From: Commanding Officer
To: Distribution List

Subj: PROCEDURES FOR AMMUNITION AND EXPLOSIVES (A&E), AND EXPLOSIVE SAFETY

Ref: (a) NAVSEA OP 5
(b) NAVSEA SW020-AF-HBK-010
(c) NAVSEA SW020-AC-SAF-010
(d) NAVSEA SW020-AG-SAF-010
(e) OPNAV M-8000.16 Vol I
(f) MCO 5100.29 Vol 9
(g) NAVSUP P-724
(h) NAVSUP P-805
(i) MCO 5100.29 Vol 8
(j) MCO 8023.3
(k) MCO 5530.14
(l) MCO 8025.1
(m) ASO 11320.1
(n) ASO 8020.2
(o) MCO 4400.201 Vol 7
(p) NAVSEA 8020.18
(q) F-35B Joint Technical Data
(r) NAVSEA OP 3565 Vol 2
(s) ASO 8020.3
(t) NAVAIR 00-80T-103

Encl: (1) STANDARD OPERATING PROCEDURES
(2) FIRE HAZARD SYMBOLS AND ACTIONS
(3) CHEMICAL HAZARD SYMBOLS AND ACTIONS
(4) NOTICE TO DRIVERS AND EXPLOSIVE TRUCK ROUTES
(5) VEHICLE INSPECTION FORM

1. Situation. Each shore establishment is required per the references to have an Air Station Order listing the SOP pertaining to ammunition, explosives and explosive safety.

2. Cancellation. ASO 8600.1C

3. Mission. To publish regulations and instructions pertaining to class V(A) and V(W) ammunition and explosives and explosive safety aboard Marine Corps Air Station (MCAS) Beaufort, South Carolina per references (a) through (t).

4. Execution

a. Commander's Intent. That all commands operation aboard MCAS Beaufort comply with this Order to ensure the safety of personnel and equipment aboard the Air Station.

DISTRIBUTION STATEMENT A: Approved for public release; distribution is unlimited.

(2) Enclosures (1) through (5) establish the SOP and safety regulations that will be adhered to while handling Ammunition and Explosives (A&E) aboard MCAS Beaufort.

b. Concept of Operations. The Commanding Officer, MCAS Beaufort, is responsible for explosive safety aboard the Air Station ensuring that:

(1) All personnel who perform ammunition and explosives operations aboard the Air Station are qualified and certified in accordance with reference (j).

(2) An Explosives Safety Officer (ESO) is designated in writing.

(3) All personnel of other agencies, including contractors and tenant commands, while on the Air Station, conduct their activities in accordance with established operating procedures and safety rules.

(4) All directives and inspections that are necessary for compliance with the rules and regulations described in this Order are initiated. An absence of a safety requirement in this Order, or in the references does not indicate that safeguards are not required if a hazard is identified. If no existing safety rule or regulation applies, the Commanding Officer will submit to Marine Corps Systems Command (MARCORSYSCOM) full particulars and detailed plans for approval. During the interim, the Commanding Officer will exercise necessary action to control the hazard.

c. Subordinate Element Tasks

(1) The ESO is responsible for the administration, planning, organization, coordination and development of explosives ordnance safety programs, as well as an explosives safety training and education program. The ESO performs investigations and conducts the reporting of explosive mishaps.

(2) The ESO works with the Site Approval Development Team (SADT) to prepare explosives facilities site approvals, prepares waiver requests, inspects all explosive storage areas and monitors the explosives qualification and certification programs on all personnel working with A&E. The ESO also establishes procedures and monitors command activities to ensure explosive safety standards are incorporated and utilized in all applicable operations.

(3) The ESO provides guidance, recommendations and assistance to supervisors and personnel concerning established explosives safety methods and techniques aboard MCAS Beaufort.

(4) The ESO maintains the authority to stop any explosive operation conducted on MCAS Beaufort, which he or she deems unsafe, until corrective action has been taken.

d. Tenant Commands. Tenant Unit Commanders and Officers in Charge will:

(1) Ensure all personnel under their cognizance comply with the policies and regulations covered under this Order and applicable references concerning the handling of A&E aboard MCAS Beaufort.

(2) Assign, in writing, an individual as the Explosive Safety Representative for their respective unit.

(3) Ensure all personnel who handle A&E are qualified and certified per the current edition of reference (j).

(4) Develop a safety training program for supervisory and operating personnel, for any special operational needs to ensure that safety objectives are attained.

(5) Publish SOPs per reference (i) for all common functions including storage, handling, transportation, and the end of life cycle management. A separate SOP is not required for those operations which technical manuals and Naval Air Systems Command conventional weapons loading manuals and checklists exist.

(6) Ensure all A&E is stored and packaged in containers per reference (a).

(7) Ensure all ordnance mishap reporting is completed per reference (f). The Station ESO will be included as an info addressee on all Explosive Mishap Reports (EMR). Tenant commands will request investigations as required.

(8) Ensure any Conventional Ordnance Discrepancies Reports, Explosive Event Reports (EER), Explosive Mishap Reports (EMR), Missing, Lost, Stolen, Recovered (MSLR) Reports involving A&E, or Ammunition Malfunction Reports include the Station ESO as an info addressee.

(9) Ensure any observed discrepancies with an ammunition and explosives storage facility/area are reported to the Station Ordnance Officer or ESO for repair.

(10) Assign, in writing, a unit Arms, Ammunition, and Explosives (AA&E) Officer in accordance with reference (k).

5. Administration and Logistics

a. Recommendations concerning this Order are invited and should be submitted to the Commanding Officer, Marine Corps Air Station Beaufort via the Department of Safety and Standardization, attention the Explosives Safety Officer.

b. Ordnance Safety Brief. An ordnance safety brief will be conducted before starting any ordnance evolution. While ordnance safety requirements are standard throughout the Marine Corps, there are requirements specific to this Air Station, such as explosive safety routes and net explosive weight limits. Because of these requirements, an ordnance safety brief will be conducted by the ESO for visiting units aboard MCAS Beaufort, whose personnel are involved in ordnance evolutions. All incoming ordnance personnel aboard MCAS Beaufort will attend the safety brief and supply the ESO with a copy of their qualification and certification documentation. Visiting Units should contact the ESO at DSN: 335-7827 or COM: (843) 228-7827 at least two weeks prior to their arrival to schedule their brief.

c. Controlled Unclassified Information (CUI)

(1) Unless specifically marked as classified (e.g. Confidential, Secret, and Top Secret) the following are categories are subsets of Controlled Unclassified Information (CUI) and are to be protected in accordance with 32 CFR Part 2002: Agriculture, Critical Infrastructure, Emergency Management, Export Control, Financial, Geodetic Product Information, Immigration, Information Systems Vulnerability Information, Intelligence International Agreements, Law Enforcement, Legal, Natural and Cultural Resources, NATO Controlled, Nuclear, Patent, Privacy, Procurement and Acquisition, Proprietary Business Information, SAFETY Act Information, Statistical and Tax.

(2) All individuals handling this information are required to protect it from unauthorized disclosure. Handling, storage, reproduction, and disposition of the attached document(s) must be in accordance with 32 CFR Part 2002 and applicable agency policy.

(3) Access to and dissemination of Controlled Unclassified Information shall be allowed as necessary and permissible to any individual(s), organization(s), or grouping(s) of users, provided such access or dissemination is consistent with or in furtherance of a Lawful Government Purpose and in a manner consistent with applicable law, regulations, and Government-wide policies.

d. Records Management. Records created as a result of this Plan shall be managed according to national archives and records administration (NARA) approved dispositions per SECNAV Notice 5210 Implementation of New Department of the Navy Bucket Records Schedules and MCO 5215.1K Marine Corps Directives, to ensure proper maintenance, use, accessibility and preservation, regardless of format or medium. Refer to SECNAV M-5210.1 Records Management Manual and MCO 5210.11F Marine Corps Records Management Program for Marine Corps records management policy and procedures.

6. Command and Signal.

- a. This Order is applicable to all tenant units aboard MCAS Beaufort.
- b. This Order is effective the date signed.


M. D. BORTNEM

DISTRIBUTION: A

TABLE OF CONTENTS

<u>TITLE</u>	<u>PAGE</u>
CHAPTER 1 GENERAL POLICIES AND RESPONSIBILITIES	
1. General Policies.....	1-1
2. Station Ordnance Responsibilities.....	1-1
3. Ammunition and Explosives Qualification and Certification.....	1-2
4. AA&E Screening.....	1-3
CHAPTER 2 SAFETY AND SECURITY OF AMMUNITION AND EXPLOSIVES	
1. Background.....	2-1
2. Responsibilities of Supervisory and Operating Personnel.....	2-1
3. Explosive Safety Procedures.....	2-1
4. Storage of Ammunition and Explosive Items.....	2-3
5. Battery Charging.....	2-5
6. Explosive Ordnance Disposal (EOD).....	2-5
7. Provost Marshal's Office (PMO).....	2-5
CHAPTER 3 REQUISITIONING, ISSUE, RETURN, AND DISPOSAL OF AMMUNITION AND EXPLOSIVES	
1. Basic Policy.....	3-1
2. Requisitioning.....	3-1
3. Requisitioning Cartridge Actuated Devices/Propellant Actuated Devices (CAD/PAD).....	3-1
4. Receipt of Off-Station Ammunition and Explosives to MCAS Beaufort....	3-2
5. Issuing of Ammunition and Explosives.....	3-2
6. Return of Ammunition and Explosives to Station Ordnance.....	3-3
7. Disposal of Ammunition and Explosives.....	3-3
CHAPTER 4 HANDLING AND TRANSPORTATION OF AMMUNITION AND EXPLOSIVES	
1. Handling of Ammunition and Explosives.....	4-1
2. Storage of Ammunition and Explosives.....	4-1
3. Shipping and Transportation of Ammunition and Explosives.....	4-2
4. On-Coming Commercial Carriers of Ammunition and Explosives.....	4-4
5. Suspect Cargo Site.....	4-5
CHAPTER 5 FIRE AND SUPPRESSION	
1. Responsibility.....	5-1
2. Station Ordnance Fire Warden.....	5-1
3. General Fire Fighting Procedures.....	5-1
4. Fire Reporting Procedures.....	5-1
5. Fire Fighting Procedures for Specific Hazards.....	5-2
6. Marine Corps Air Station Fire Department.....	5-3

CHAPTER 1

GENERAL POLICIES AND RESPONSIBILITIES

1. General Policies

a. All activities (commands, squadrons, units, etc.) while operating aboard Marine Corps Air Station (MCAS) Beaufort will develop standard operating procedures per reference (i) prior to performing any operation involving ammunition and explosives (A&E) that is not already covered by a standard and approved checklist published by higher authority.

b. Any one-time evolution which deviates from standardized policy or site approval will require a request for an event waiver. The Station Explosives Safety Officer (ESO) and MCAS Commanding Officer will route all event waiver requests for approval by the Commander, Marine Corps Systems Command (MARCORSYSCOM code PMM-116) per reference (i).

c. Per reference (a), A&E, other than inert, shall not be used for drill purposes or static displays. This includes Captive Air Training Missiles (CATM) that are classified as 1.4. Commander, MARCORSYSCOM must grant approval via an event waiver submitted by the Station ESO before any such displays may be authorized.

d. No construction shall commence near any explosive site without first notifying the Station ESO. It is the responsibility of all Ordnance Officers or personnel assigned as Explosives Safety Representatives to ensure this policy is enforced.

e. All A&E operations shall terminate when weather service personnel advise that lightning is within 10 miles of MCAS Beaufort and will not resume until notified that lightning cells are beyond 10 miles.

f. All storage areas will be inspected on a regular basis as delineated in the sub paragraphs. If the storage area is used by a MAG-31 unit, a copy of the results will be sent to the MALS-31 Ordnance Officer.

(1) Station Ordnance will inspect all the station's magazines and RSLs on an annual basis and whenever they are reused after being empty.

(2) The ESO will inspect all magazines and RSLs at least annually.

(3) MALS-31 will inspect all MAG-31 RSLs and magazines on an annual basis.

(4) All tenant units with RSLs will report any noticeable deficiencies to Station Ordnance for repair.

(5) Station Ordnance will be the point of contact for work requests pertaining to magazines and RSLs. They will submit all work requests for RSLs and magazines. A copy of the work request will be forwarded to the using command for their records.

(6) Using activities are responsible for submitting work requests for Flight Equipment and Seat Shop areas.

2. Station Ordnance Responsibilities. Station Ordnance is responsible for

the acquisition, storage, distribution, and disposition of all A&E authorized and utilized on the Air Station for support of Fleet Marine Force units and Air Station activities. Station Ordnance operates and maintains all primary magazines, inert storage facilities, ready service magazines, the Combat Aircraft Loading Area (CALA), and the Missile Facility. Station Ordnance personnel also provide administrative services, coordinate the budget and maintain financial records and custody files on all accountable items held by the Ordnance division.

a. Station Ordnance Officer. The Station Ordnance Officer is responsible to the Commanding Officer for all matters and operations pertaining to A&E. The Station Ordnance Officer has the following duties:

(1) Air Station Hazards of Electromagnetic Radiation to Ordnance (HERO) Officer.

(2) Explosive Safety Representative for Headquarters and Headquarters Squadron (HQHQRON).

(3) Chairman of the Qualification/Certification Board for HQHQRON.

(4) Arms, Ammunition, and Explosive Officer for Station Ordnance.

b. Ammunition Stock Recording Section (ASRS). The ASRS provides for stock control, recording, transaction reporting, requisitioning, and issue and receipt of all Navy and Marine Corps ordnance utilizing the Ordnance Information System Retail (OIS-R). ASRS ensures that sufficient stock levels of ordnance are available to support tenant and Air Station activities, maintains requisition histories and status files, prepares and submits necessary reports of surveillance, issues, receipts, and stock status, and screens requisitions. The duties of ASRS are performed per reference (g).

c. Magazine Section. The magazine section is responsible for the maintenance, cleanliness, vegetation control, and upkeep of all magazines and surrounding areas. The duties of the magazine section are performed per reference (a).

3. A&E Qualification and Certification Program. All military, DOD civilian, and contractor personnel who perform any operations involving A&E shall be in the Qualification/Certification program in accordance with reference (j) unless exempted by the reference.

a. No person shall perform any operation involving A&E unless they are qualified and certified per reference (j).

b. All personnel who handle A&E shall receive and document training each month on general A&E safety and any specific A&E safety related topic deemed necessary by the Officer in Charge or Staff Noncommissioned Officer in Charge.

c. All personnel that handle A&E must have a basic knowledge of explosive safety. Appendix D of reference (a) delineates mandatory and recommended explosive safety training requirements. All personnel assigned to MCAS Beaufort and its tenant Commands will complete the appropriate level of training per the reference.

4. AA&E Screening. Personnel assigned custody, maintenance, disposal, distribution, or security responsibilities for AA&E, will be subject to AA&E screenings per reference (k). Additionally, all personnel in the Qualification and Certification program will be subject to AA&E screenings per reference (j).

CHAPTER 2

SAFETY AND SECURITY OF AMMUNITION AND EXPLOSIVES

1. Background. A&E are very carefully controlled supply items, requiring stringent security and accountability. A&E are designed to inflict fatal injuries and destroy structures. Only those personnel possessing the highest degree of skill and training should be assigned to work with A&E and only after they have been properly qualified and certified per reference (j).

2. Responsibilities of Supervisory and Operating Personnel

a. Supervisors will:

(1) Explain to all personnel under their immediate supervision the standard safety regulations, industrial hygiene safeguards, and precautions that they shall follow and enforce.

(2) Explain the characteristics of the A&E or other hazardous materials involved as well as the selection, use, and care of the necessary tools, materials, personal protective equipment (PPE) and handling equipment.

(3) Explain the hazards of fire, explosion, and other catastrophes that the safety regulations and industrial hygiene requirements are intended to eliminate or reduce.

(4) Ensure that all personnel are qualified and certified to perform the job assigned and that their certification is current.

(5) Identify all persons entering or approaching their area and determine their authority to enter and remain in the area.

(6) Exercise the authority to evict any person whose presence or actions are detrimental to safety.

(7) Enforce compliance with safety regulations and operating procedures as they relate to the use of A&E.

b. Operating Personnel will:

(1) Only conduct operations that are covered by a command-approved SOP, established publication, or checklist.

(2) Read, understand, and observe all safety standards, requirements, and precautions applicable to their work or duty.

(3) Immediately report any unsafe condition, injury, or condition that would preclude them from performing their duties.

3. Explosive Safety Procedures

a. All personnel shall be thoroughly indoctrinated and trained in their duties concerning safety precautions and damage control procedures. Trained personnel, approved equipment, and procedures are necessary to ensure safe, efficient, and reliable operations.

b. A&E shall always be carefully handled, and appropriate steps taken to

prevent them from being unnecessarily exposed to shock, fire, heat, electricity, sunlight, or adverse weather conditions.

c. The storage, handling, transportation, and employment of A&E are inherently dangerous. Therefore, it is imperative that a safety program designed to minimize the potential hazards associated with A&E operations be aggressively pursued at all levels.

d. Only those personnel possessing a thorough knowledge of safety precautions relating to the handling of A&E shall be detailed to supervise such functions. The success of a safety program requires constant vigilance by all those responsible in the following major areas:

- (1) Personal conduct.
- (2) Regulations and procedures.
- (3) Equipment conditions.

e. Carelessness, noncompliance with procedures, haste, lack of alertness, ignorance, over confidence in the performance of duties, and complacency are the most common causes of mishaps. Proper instruction and supervision of personnel will minimize these problems.

f. Only approved material handling and transportation equipment shall be used when A&E are being moved.

g. Alteration, modification, painting, or defacing of any ammunition, either training or dummy drill, is prohibited unless specifically authorized by higher authority.

h. The number of personnel involved in handling or transporting A&E shall be kept to a minimum and shall never exceed personnel limits posted in each explosive handling area. It is the responsibility of the using activity to set personnel limits for assigned explosive storage areas.

i. Unserviceable A&E will be provided the same degree of security, pending its disposition, which is afforded serviceable categories of ammunition.

j. A&E must never be abandoned, destroyed, fired indiscriminately, or otherwise disposed of to circumvent the inconvenience of returning the item(s) to a storage area.

k. A&E shall not be removed from packing containers until required for use. Prior to use, A&E shall be handled in a manner to preclude relegation to an unserviceable category (e.g., loss of lot number identification).

l. A&E shall not be disassembled, altered, or modified, except for those normal operations provided for in user level technical publications (e.g., fusing of projectiles) and authorized operations performed by qualified EOD personnel.

m. The manufacture or attempt to manufacture improvised bombs, grenades, shells, explosives, charges, or saluting charges, except as required by EOD T&R standards, is not permitted.

n. Vehicles loaded with A&E will not enter congested areas such as

barracks, industrial or family housing areas, nor shall they enter heavily traveled roads during peak hours of traffic.

o. Smoking is prohibited in the vicinity of electrical wet cell batteries, flammable fluids, and A&E.

p. Power tools shall be grounded during use.

q. No personal cell phones will be used in any A&E handling area, such as the CALA, Red Label Area, flight line, flight line side of any building on the flight line, ordnance-operating building, to include ALSS, and any other area that may cause a HERO condition.

r. Cleaning shall be conducted only with proper materials; the use of MOGAS, AVGAS, JP or any other combustible material is forbidden.

s. Know the specific job techniques, hazards, and precautions prior to commencing a job action.

t. Wear the proper safety equipment and use the correct tools. Detect and correct dangerous conditions and double-check your equipment, actions, and results.

u. Local weather shall be monitored for lightning and thunderstorm conditions whenever A&E operations are taking place and appropriate measures will be taken per reference (t). Under no circumstance will A&E operations be conducted when lightning is observed or reported to be within 10 miles of the Air Station.

v. All F-35B Ground Control Safety Switches shall be manipulated IAW reference (q), the appropriate JTD module and exclusively by Qualified/Certified Aviation Ordnance personnel.

4. Storage of A&E Items

a. A&E shall be stored per reference (a).

b. Storage areas shall be kept clean and free from unauthorized items. Stored materials shall be always kept in a proper state of police and packaged in authorized containers.

c. Keys to AA&E storage areas will be controlled in accordance with reference (k). When it becomes necessary for an authorized person to gain access to a locked area/building, they will check out the keys by properly filling out a local key control log.

d. Station Ordnance Access Control Custodian will issue all keys and locks for all magazines and RSLs aboard the Air Station.

e. The using activity is responsible for the security of the A&E in their flight equipment and seat shops in accordance with reference (k).

f. Explosive approved lanterns and flashlights shall be the only portable light allowed in the magazines or around trucks and trailers loaded with A&E.

g. A&E storage area doors will be locked when personnel are not inside

or in the immediate area. All magazines and RSLs will be protected with high security locks.

h. Unauthorized persons shall not be permitted to enter or remain in any A&E storage area without an escort.

i. All explosive storage areas shall be designated, as "Restricted Areas" and appropriate signs will be posted in accordance with reference (k).

j. Per reference (a), the number of personnel working in a magazine, RSL, or an explosives operating building shall be kept to a minimum. In the case of RSLs and explosives operating buildings, the using activity will determine the maximum number of personnel and post the area accordingly.

k. The use of firearms in any magazine area is strictly prohibited except when hunting is specifically authorized by the MCAS Commanding Officer or when used by security personnel in the performance of their duties.

l. Each A&E storage space shall have a Fire Division Symbol, Chemical Hazard Symbol, and Actions Placard depicting the hazard classification of the munitions stored within. Display the required placards (enclosures 2 and 3) per reference (a). The using activity will procure and display all required symbols for items they have stored.

m. The opening of shipping containers or ammunition components within a magazine is prohibited.

n. Trucks carrying explosives arriving aboard the Air Station requesting "Safe Haven" will be parked in the Station Ordnance Truck Holding Area 1074 located within Station Ordnance.

o. No A&E or components thereof shall be diverted to private use. The unauthorized possession of any A&E is forbidden.

p. The work effort of personnel engaged in A&E handling operations shall not be conducted on a competitive basis.

q. A red flag shall be displayed at the entrance of each A&E storage area when personnel are present therein.

r. In accordance with reference (n), when containerized A&E is being transported by aircraft, the aircraft will be loaded/down-loaded in the Combat Aircraft Loading Area (CALA). If the Net Explosive Weight (NEW) exceeds 4,000 lbs., the Red Label Area will be used but only after an Event Waiver is obtained by the Station ESO.

s. No construction or the placement of any type of equipment around a storage area is authorized unless first approved by the Station ESO. Examples are:

- (1) Construction within 75 feet of any RSL.
- (2) Construction within the Inhabited Building Distance (IBD) of any Potential Explosion Site (PES). Liaison with the Station Ordnance Officer or the Station ESO must be made to determine the IBD distance.
- (3) Storage of gear within 50 feet any A&E storage area.

(4) Placement of any metallic objects within six feet of any down conductors that are part of an A&E storage area/building.

t. Equipment that is to be used to handle or transport A&E will be inspected before each use.

5. Battery Charging. If electric forklifts are in use, the following rules shall be applied:

a. Smoking shall not be permitted within 50 feet of any battery being charged.

b. Vent caps should be always in place when using, cleaning and charging the battery.

c. Never put lead battery acid into an alkaline battery or use utensils that have been contaminated with electrolyte.

d. Never lay a tool or metal object on a battery.

e. Keep the exterior of all batteries clean and dry.

f. Do not fill cells while batteries are charging.

g. Wear goggles when cleaning or charging with solution.

h. Electrolyte is hazardous to the skin or clothing and must be handled carefully.

i. Personnel splashed with electrolyte shall disrobe and shower immediately. Soda solution shall be applied to known contaminated areas. Medical assistance shall be summoned immediately when a person is splashed with electrolyte.

j. Exhaust fans will be turned on and garage doors open when batteries are being charged.

k. EE type electric forklifts are the only electric type forklifts authorized for use in A&E operations.

6. Explosive Ordnance Disposal (EOD). EOD will be contacted to respond to all explosive emergencies, to include off base emergencies as outlined in active mutual aid agreements with civilian authorities and Department of Defense conventional A&E transportation mishaps as per reference (p). EOD personnel can be contacted during normal working hours at 228-9043, and at (843) 321-6618 after working hours. If emergency explosive storage is required, the Station Ordnance Duty Clerk can be reached at 228-9034 during normal working hours and (843) 321-6706 after hours.

7. Provost Marshals Office (PMO)

a. Per reference (k), PMO is responsible for responding to all Intrusion Detection System (IDS) alarms. Personnel of the unit responsible for the alarmed space will render any assistance requested by PMO during an IDS alarm.

b. PMO is responsible for providing initial security response for an unscheduled IDS failure after working hours. The staff duty of the affected

ASO 8600.1D
DSS/ESO
24 Feb 24

unit will be immediately notified by PMO. The staff duty will then immediately begin a recall of personnel to relieve PMO personnel and assume the security responsibility until the IDS is repaired.

CHAPTER 3

REQUISITIONING, ISSUE, RETURN, AND DISPOSAL OF AMMUNITION AND EXPLOSIVES

1. Basic Policy. Basic policy, procedures, forms, and formats for requisitioning material are described in reference (g) for class V(A) and reference (o) for class V(W) A&E.

2. Requisitioning

a. Requisitioning procedures for A&E are like most other types of material. However, A&E requests require longer lead-time due to special handling requirements.

b. Reference (g) and (o) will be utilized for the requisitioning of A&E at MCAS Beaufort.

c. Requests will be handled during normal working hours, Monday through Friday. Requests received after 1200 will be processed as being received on the next working day.

(1) Requests of class V(A) A&E for routine training shall be submitted, via MILSTRIP requisition, to the Station Ordnance Ammunition Stock Recording Section (ASRS) a minimum of 48 working hours prior to the desired Required Delivery Date (RDD).

(2) Requests for class V(W) A&E for routine training shall be routed to Station Ordnance through the unit's approving authority, via Total Ammunition Management Information System (TAMIS), a minimum of 72 working hours prior to the desired RDD. The intended use and location for use shall be entered into the remarks block of the request.

(a) Commands will appoint, in writing, a unit AA&E Audit Verification Officer to carry out the duties delineated in reference (o).

(b) Upon completion of training evolutions, the unit's assigned AA&E responsible officer will complete an expenditure report in accordance with reference (o) and forward it to the unit's AA&E Audit Verification Officer within 24 working hours.

(c) Commands holding class V(W) for an extended period of time, such as security rounds, shall complete monthly inventories and document them in accordance with reference (o).

d. Supported commands will submit a quarterly projection of required A&E to the Station Ordnance ASRS to preclude items not being available.

(1) All Marine Air Group (MAG)-31 units requiring class V(A) A&E will submit their projections to MALS-31 Ordnance ASRS who will compile all projections and submit them to Station Ordnance ASRS.

(2) All Commands requiring class V(W) A&E will submit forecasts, via TAMIS, to Station Ordnance ASRS.

(3) All requests for A&E that were not contained on quarterly projection/forecast will be issued if available and approved by the Station

Ordnance Officer or Station Ordnance Chief.

3. Requisitioning Cartridge Actuated Devices/Propellant Actuated Devices (CAD/PAD)

a. Requisitioning procedures for CAD/PAD are outlined in reference (g).

b. Station Ordnance has only emergency stock quantities on hand and those will be issued only at the direction of the CAD/PAD Program Manager.

4. Receipt of Off-Station A&E to MCAS Beaufort

a. A&E received by air shall be off-loaded in the CALA. In the event the CALA is unavailable, the Red Label area may be used provided the Station Explosive Safety Officer receives Event Waiver approval.

b. All incoming shipments of A&E shall be carefully inspected by the receiving unit's designated representative for receipt of proper material, quantity, lot number, condition code, shipping documents, vehicle condition, packing condition, and verification of seal numbers for security purposes.

c. Any unsatisfactory material or vehicle, or any safety or security violation will be reported immediately to both the Station Ordnance Officer and the Distribution Management Officer (DMO).

d. A&E shipments shall not be off-loaded during the hours of darkness unless the Station Ordnance Officer or Chief deem it necessary and mitigate the associated hazards. Commercial and military carriers arriving after normal working hours, or under emergency conditions, will be directed to the Station Ordnance Safe Haven Area. The driver or authorized carrier representative will remain with the load until formal delivery of the shipment is made, is inspected, and an authorized DMO or Air Station Ordnance representative signs the freight bill.

e. After formal receipt of incoming shipments carrying sensitive ordnance, A&E (Categories I through IV), or classified ordnance, the following information will be supplied to DMO: Shipping Command, Carrier's name and Government Bill of Lading number. DMO will then confirm receipt to the Defense Transportation Tracking System (DTTS).

f. All commercial and military vehicles carrying Class/Division 1.1 and 1.2 explosives will be off-loaded in the magazine area. All incoming ordnance will be handled by or under the supervision of Station Ordnance personnel. Prior to releasing any vehicle that has been unloaded, all dunnage, nails, refuse, and vehicle hazard signs will be removed.

5. Issuing of A&E

a. The Commanding Officer of a requesting Command, or his designated representative, will submit, to Station Ordnance, a list of personnel authorized to requisition and receive A&E Per reference (g), for class V(A) A&E, and per reference (o), for class V(W) A&E.

b. Upon confirmed approval by ASRS, the requisition will be processed through OIS-R which will generate two copies of the DD form 1348 for issue (one for Station Ordnance and one for the requesting unit upon receipt of

A&E).

c. The Station Ordnance Magazine Section will draw the A&E utilizing the information found on the DD Form 1348.

d. Individuals requesting A&E cannot receive the A&E they requested.

6. Return of A&E to Station Ordnance.

a. Turn-in request will be submitted to ASRS by the holding activity so proper planning and coordination may be done before A&E turn-in will take place.

b. The turn-in requests should have the following information: NIIN, NALC/DODIC, lot/serial number, condition code, and quantity.

c. All A&E being turned in with a Material Condition Code other than "A" will have an annotation on the turn-in request for the reason.

d. All turn-in requests shall be submitted at least 24 working hours in advance.

e. For class V(A) A&E, a DD form 1348 will accompany the return of ammunition and components. All munitions with the same NALC/DODIC, NIIN, and condition code will be on one DD 1348 with one total quantity and broken down by lot number and quantity in the remarks block. Handwritten changes to the DD form 1348 are not authorized. Due to time involved in acceptance and storage of returned munitions, turn-ins must be completed prior to 1200 on the day scheduled.

f. For class V(W) A&E, the DD form 1348 will be generated by Station Ordnance after the receipt inspection is completed.

g. Ammunition to be turned in will be clear of all debris. A Station Ordnance QA/SO will closely screen the recovery of A&E from tenant activities to ensure serviceability of the material involved. A&E returned to stock shall be packaged in proper containers by the using unit in a ready for use condition.

h. Containers will be properly marked to reflect the contents. When reusing containers, all original descriptive A&E markings will be obliterated, and new markings affixed. Handwritten markings will not be accepted. Prior to storage, the Magazine Crew NCO shall inspect returned A&E. Returned A&E shall be properly sentenced in accordance with reference (h).

i. Returned A&E in serviceable condition will be reissued as soon as practical and before new A&E stocks are used.

j. ASRS will initiate a disposition request for unserviceable A&E determined to be safe for shipment.

k. All containers previously used for storage and shipment of A&E or other hazardous materials shall have stickers or be stenciled, in 1-inch letters, on three sides, "EMPTY."

7. Disposal of A&E

a. Disposition instruction is required from the inventory manager for items declared unserviceable.

b. Only EOD Technicians will handle A&E deemed suspect or unsafe.

c. Mishaps or malfunctions involving A&E will be reported per references (e), (f), and/or (1). The command with ownership will submit a Conventional Ordnance Discrepancy Report (CODR), Explosive Event Report (EER), Ammunition Malfunction Report (AMR), Ammunition Defect Report (ADR) or Explosive Mishap Report (EMR) as applicable. If A&E are to be disposed of by EOD, a Designated Disposition Authority (DDA) approval must be obtained prior to disposal.

d. The MCAS Beaufort Hazardous Waste Manager will be contacted to coordinate the transportation and disposition of A&E classified as Hazardous Waste.

CHAPTER 4

HANDLING AND TRANSPORTATION OF AMMUNITION AND EXPLOSIVES

1. Handling of A&E

a. All ordnance handling operations aboard MCAS Beaufort shall be supervised by personnel qualified and certified per reference (j).

b. Per reference (a), all Ordnance Handling Equipment (OHE) and Material Handling Equipment (MHE) to be used for handling A&E will be inspected and verification of any required weight testing verified prior to use.

c. Uncovered lights, flame or spark producing devices and smoking will not be permitted in the vicinity of A&E handling areas or storage spaces.

d. Per references (t), A&E operations will not be conducted during the following situations:

(1) Thunderstorm Condition 1 with lightning within 10 miles of the Air Station.

(2) The Station lightning detection system is inoperative, and lightning is visible.

e. Only EOD Technicians shall handle unidentifiable ammunition or explosives.

f. All general precautions outlined in reference (r) and station specific precautions outlined in reference (s), pertaining to handling explosive A&E in electromagnetic radiation fields, will be observed for the items being handled. All handheld and vehicle installed radios will have the applicable Radiation Hazard (RADHAZ) stickers placed on them with minimum distances annotated for operating around A&E. At no time will cell phones be utilized in the CALA, Red Label Area, the Build-Up Area (BUA), any A&E storage areas, in a hangar, or the flight line side of any building located on the flight line.

2. Storage of A&E. Only A&E for which there is a clear audit trail and reason for storage is authorized in the magazines and RSLs.

a. Per reference (a), A&E shall be stored in magazines or areas designed and designated for this purpose. The only exception to this is for the storage of limited quantities of small arms ammunition designated for security purposes as per reference (i).

b. Storage of ordnance will be in strict compliance with reference (a). Activities unable to meet storage requirements will submit a request for a waiver or exemption of that requirement to the Station Ordnance Officer and the Station ESO per reference (i).

c. Open storage of A&E other than at the BUA is not permitted except in emergencies and then only with proper authorization outlined in reference (i). Inert items may be stored in the open provided requirements established by reference (a) are met.

d. Access to A&E storage spaces will be limited to personnel authorized in writing by the controlling unit of the storage space. Entry into A&E storage spaces will be kept to a minimum and only when required by their duties.

e. All A&E in storage will be readily identifiable by type, lot number, and condition code.

f. Ready service staging areas and ready service magazines or lockers will be maintained by the using activity per references (a) and (i). Material Condition Code tags will be used for A&E that are in an unserviceable condition per reference (h). All unserviceable stock will be turned in to Station Ordnance as soon as possible.

3. Shipping and Transportation of A&E

a. Military vehicles, commercial vehicles, or military aircraft may be used to accomplish shipment of A&E. Shipping and transportation of A&E will be accomplished per references (b), (c), and (d).

b. Designated Station Ordnance or DMO personnel shall inspect all shipments utilizing enclosure (5) to ensure compliance with current regulations before leaving Station Ordnance.

c. Only qualified drivers, who have satisfactorily completed an explosive driver's safety course on transportation of explosives, will drive military vehicles transporting any A&E.

d. Military drivers transporting A&E items shall:

(1) Have in their possession a motor vehicle operator's permit (OF 346) and an "EXPLOSIVE DRIVER" endorsement card.

(2) Have in their possession an Explosives Driver's Physical Examination Card per reference (b).

(3) Have the above examination documented in the driver's health record.

(4) Are at least 18 years of age or, if driving off-station, 21 years old.

(5) Complete a refresher course every 24 months for recertification on transportation of explosives.

e. Vehicles hauling or towing A&E shall be properly placarded in accordance with reference (d).

f. Vehicles bearing A&E may be driven the posted speed limit aboard the Station and 55 MPH off-station, regardless of the posted speed limit.

g. The towing regulations for munitions trailers aboard the Air Station are:

(1) Two A/M32K-10 (K-10) Munitions Trailers per each authorized towing vehicle.

(2) Two MHU 151 Munitions Trailers for each authorized towing vehicle.

(3) Speed limit for trailers:

(a) Towing speeds will never exceed the posted speed limit.

(b) K-10

1. Loaded on paved road, single and tandem, 40 MPH
2. Loaded on gravel, single and tandem, 20 MPH
3. Loaded on rough terrain, single and tandem, 5 MPH
4. Unloaded on paved road, single and tandem, 50 MPH
5. Unloaded on gravel, single and tandem, 30 MPH
6. Unloaded on rough terrain, single and tandem, 10 MPH

(c) MHU-151

1. Loaded, 5 MPH
2. Unloaded, 25 MPH
3. Tandem, loaded or unloaded, 10 MPH

(4) Trailers being towed shall be connected to the towing vehicle and each other with double safety chains. Braking systems and lights shall be operational.

h. A copy of the glove box edition of reference (b) is placed in the glove compartment of each vehicle engaged in transporting A&E off base.

i. All efforts will be made to utilize commercial carriers or prepositioning to support evolutions involving A&E off station. Units transporting A&E off station utilizing tactical or military owned commercial vehicles must submit a formal request to be routed through the Station's ESO for the Station Commanding Officer's approval. EOD is exempt from this requirement in the case of emergency responses. Requests shall contain the following information:

(1) The reason commercial carriers or prepositioning is not being utilized.

(2) A list containing the type, quantity, hazard class, and net explosive weight of A&E to be transported.

(3) A written route plan with a map showing the proposed route.

(4) A communication and recovery plan for vehicle emergency.

(5) A Risk Management worksheet.

(6) A security plan in accordance with reference (k).

4. On-Coming Commercial Carriers of A&E. Trucks carrying explosives arriving aboard the Air Station requesting safe haven will be parked in the Station Ordnance Truck Holding Area 1074 located within the Station Ordnance Magazine Compound Area 2.

a. Vehicles arriving at MCAS Beaufort carrying explosives and possessing the appropriate Bill of Lading do not require a vehicle pass. These vehicles will be handled as follows: Upon arrival of such a vehicle, PMO will:

(1) Notify Station Ordnance during working hours at 228-9030/9034 and the Station Ordnance Duty after normal working hours at (843)321-6706.

(2) Conduct a walk around inspection of all vehicles carrying explosives to ensure no obvious hazards exist. In the event of a hazardous condition, (i.e. leaking fuel, broken seals, driver reports suspicion of shifting load) the vehicle will be escorted to the suspect cargo area (CALA pad 1) for further evaluation by Station Ordnance and/or EOD personnel.

(3) Authorize the entrance of commercial carriers transporting Department of Defense sponsored shipments.

(4) Escort only class 1.1, 1.2, and 1.3 commercial explosive-laden vehicles to and from Station Ordnance, Building 2091, via the primary explosive route per enclosure (4).

(5) Ensure appropriate security is provided for all explosives laden vehicles per appendix K of reference (k) until Station Ordnance personnel receive the vehicle, at which time they have security responsibility.

b. Procedures for explosive laden vehicles include:

(1) Explosive-laden vehicles will travel designated routes per enclosure (4). Explosive Class 1.1 and 1.2 are not authorized in the flight line area.

(2) All explosive-laden vehicles will be properly placarded in accordance with reference (d).

(3) Explosive laden vehicles will be inspected upon arrival at Station Ordnance utilizing enclosure (5).

(4) Any incident involving an explosive-laden vehicle will be reported immediately to the proper authorities and the ESO notified.

(5) Explosive-laden vehicles arriving after normal working hours or during thunderstorm condition one (lightning within ten miles) will be taken to the Safe Haven and the driver provided a copy of the "Notice to Drivers of Explosive-Laden Vehicles", enclosure (4).

(6) The net explosive weight limit for MCAS Beaufort safe haven is 12,000 lbs NEW of Hazard Class 1.1.

(7) CALA PAD-1 will be utilized for safe haven backup in cases of emergency. CALA PAD-1 will also be utilized as the suspect cargo area.

(8) EOD will be notified whenever the safe haven area is in use and again once the safe haven is vacated.

(9) Drivers of vehicles afforded safe haven carrying Risk Category I, II or small arms are required to stay with their vehicle in the safe haven compound.

(10) Drivers permitted to leave their cargo may do so only after security requirements have been determined, proper security provided, and a recall number and location have been given to the Station Ordnance Duty.

c. The security requirements for vehicles in safe haven are found in appendix K of reference (k).

5. Suspect Cargo Site. Any explosive laden vehicle whose contents are or are suspected of being in a hazardous condition shall immediately be escorted to CALA Pad-1 and parked. Station Ordnance and EOD personnel will be notified immediately so that the hazardous situation can be assessed, and corrective action initiated. Airfield Operations and the ESO will also be notified.

CHAPTER 5

FIRE AND SUPPRESSION

1. Responsibility. All personnel are responsible to be thoroughly familiar with preventive measures as well as procedures for fighting and controlling fires with the help of enclosures (2) and (3). The most important rule where A&E are present is to avoid heat, flame, or sparks. Per references (a) and (m), the following will be enforced for all areas where A&E may be present.

a. Possession of matches or lighters is prohibited within A&E storage and operation areas.

b. Reduce the amount of flammable material in and around magazines to the lowest amount possible.

c. Ensure proper static grounding of all A&E and equipment.

d. Ensure that grass cutting is maintained per reference (a).

2. Ordnance Fire Warden. The Ordnance Officer shall assign an Ordnance Fire Warden. The Ordnance Fire Warden will supervise fire prevention activities, make periodic inspections of the Ordnance Area, and will conduct a monthly fire drill in the Ordnance Area.

3. General Fire Fighting Procedures. The prevention and control of fires around A&E requires more than willingness and strength. To successfully combat fires involving A&E, it is necessary that personnel thoroughly understand how a particular explosive will react when subjected to excessive heat or flames.

a. Use of Available Cover. Personnel engaged in fighting fires involving explosives shall use any cover available while fighting the fire and never expose themselves unnecessarily to the intense heat, flying fragments, or possible explosions.

b. Response Mobility. When there is doubt about the accuracy of information regarding a fire involving explosives, no effort shall be made to fight it. Safe distances or shelter for personnel and equipment must be observed until the nature and condition of the fire is determined. Getting this information rapidly is particularly crucial where fire follows an explosion and the lives of injured people trapped in buildings depend on the timeliness with which the firefighting is accomplished.

c. Grass or Brush Fire. When any person discovers a grass or brush fire within or approaching A&E storage or operating areas, that person shall immediately give the alarm. If the fire is small and they are reasonably confident they can extinguish it alone, they shall attack the fire at once. Fire fighting in grass or brush shall be conducted vigorously to prevent the fire from reaching A&E.

d. Fire Extinguishers. All ordnance vehicles must carry one ten pound or greater capacity dry chemical or non-toxic vapor type extinguisher. Extinguishers must be securely mounted and readily accessible.

4. Fire Reporting Procedures. In case of fire:

a. Immediately notify the Station Fire Department (phone number 911). If utilizing a cell phone, notify the operator that the fire is aboard the Station so the call can be transferred to the Station dispatcher.

b. Give the building number from which you are calling.

c. Report the exact location of the fire, give the building number of the magazine or Ready Service Locker, and state the Magazine Fire/Chemical Hazard Symbols present.

d. Muster all Ordnance personnel for assignment to firefighting parties.

e. Notify adjacent Ordnance Departments and request assistance, if necessary.

f. Assign personnel to man firefighting equipment.

g. If the fire is located within a building:

(1) Ensure all windows and doors are closed.

(2) Fight the fire.

(3) In the event the fire is considered serious enough to warrant removal of records from the office, utilize all available personnel not fighting the fire to accomplish removal, in the following order:

(a) All classified files, and stock records,

(b) Magazine keys,

(c) Personal records, general files, and official station publications,

(d) Other files and property located within the office.

h. If the fire is located within an A&E area:

(1) All routine work in the area will cease, and all buildings will be secured.

(2) All vehicles will be made available to carry firefighting parties to firefighting areas.

(3) Each person proceeding to the fire area will attempt to bring a fire-fighting tool (shovel, ax, rake, extinguisher, etc.).

(4) Fight the fire if feasible.

5. Fire Fighting Procedures for Specific Hazards. The firefighting actions to be followed in a magazine or building containing explosives shall depend on the Magazine Fire/Chemical Hazard Symbols present.

a. Firefighting actions and types of hazards listed in reference (a) and enclosures (2) and (3) involving A&E shall be strictly followed.

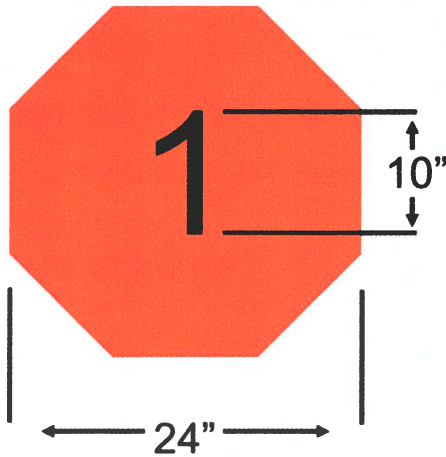
b. In the event of a fire, Ordnance personnel will furnish the Station

Fire Chief with any assistance or information needed to control a fire within the A&E operating or storage area.


c. The Magazine Location Maps located at the Station Fire Department, and the Station ESO Office shall be updated as required to reflect any changes to hazard classifications.

6. Marine Corps Air Station Fire Department. The Air Station Fire Chief or designated representative, upon arrival at the scene, will assume full authority over all personnel and equipment used to fight the fire.

Fire Hazard Symbols and Actions



Class 1, Division 1
24" NSN-7690-01-082-0290
12" NSN-7690-01-081-9581



Class 1, Division 2
24" NSN-7690-01-082-0289
12" NSN-7690-01-087-7340



Class 1, Division 3
24" NSN-7690-01-081-9583
12" NSN-7690-01-081-9582



Class 1, Division 4
24" NSN-7690-01-082-6709
12" NSN-7690-01-081-9584

BACKGROUND: Orange #12246 (Fed. Std. 595A)
NUMBERS: 10" High and 2" Thick: Black #17038 (Fed. Std. 595A)
MATERIAL: Prismatic Diamond Grade (FP-79)

Fire Hazard Symbols and Actions

Fire Symbol	Materials	Hazard	Action/Remarks
1	1.1 Explosives and certain liquid propellants	Mass explosion	Will not be fought unless a rescue attempt is being made. If there is suitable separation between nonexplosive and symbol 1 materials, and if approved by the fire chief, firefighting forces may attempt to extinguish the fire. If personnel safety is in doubt, take suitable cover. 1
2	1.2 Ammunition and explosives	Fragment producing	Give the alarm and attempt to extinguish the fire if in an early stage. Firefighting forces should fight the fire. If not possible, prevent the spreading of the fire. Detonations of items could occur. Provide protection from fragments. 2
3	1.3 Ammunition and explosives	Mass fire	May be fought if explosives not directly involved. If WP munitions are involved, smoke is liberated. WP munitions may explode. Phosphorus should be immersed in water or sprayed with water continuously. For fires involving HC and incendiaries. Water should not be used unless large quantities are available. Use dry sand or dry powder agent in the early stage. For fires involving pyrotechnics and incendiaries. Protect adjacent buildings and magazines. Do not use CO2, Halon extinguishers, or water. Allow magnesium to cool unless upon flammable material. In this case, use a 2-inch layer of dry sand or powder on the floor, rake the burning material onto this layer, and resmother. 3
4	1.4 Ammunition and explosives	Moderate fire	Fight these fires. Expect minor explosions and hot fragments.

NOTES:

1. See paragraph 4-5.1 of reference (a).
2. Withdrawal distance is 2500 feet.
3. Withdrawal distance is 600 feet (inhabited building distance for quantities greater than 500,000 lb NEW.)

Chemical Hazard Symbols and Actions

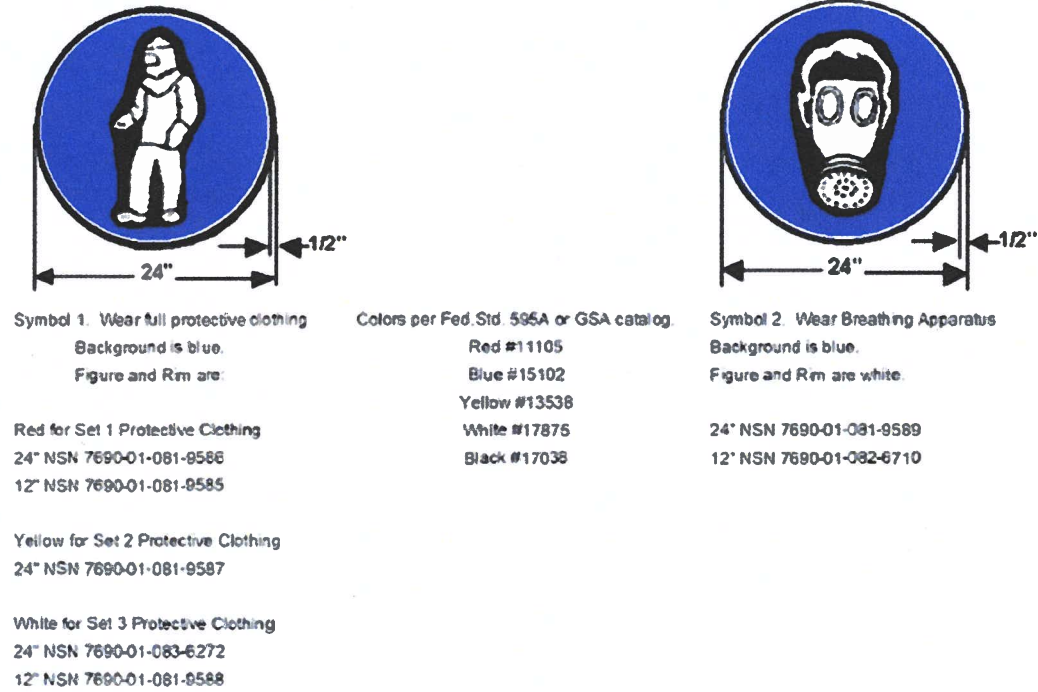
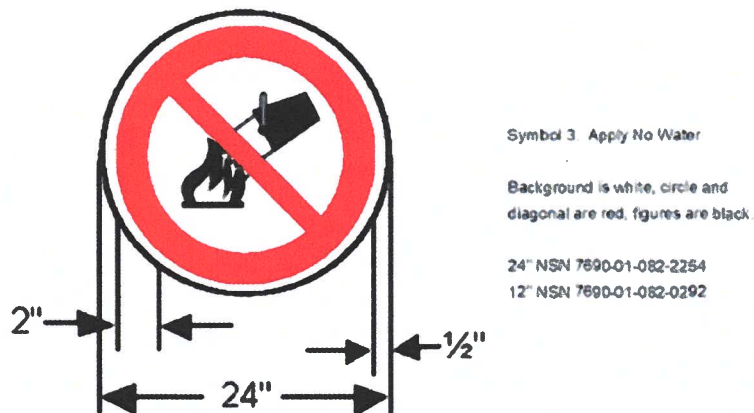


Figure 4-4. Chemical Hazard Symbols



Chemical Hazard Symbols and Actions

Chemical Hazard Symbol ⁶	Chemical Substances (Compatibility Group)	Hazard	Firefighting Instructions
Full Protective Clothing--Set 1 (Red) ¹	Nerve/Blister Agents (K) ⁴	Highly toxic as aerosol/vapor	<ol style="list-style-type: none"> 1. Evacuate public 2 miles downwind or 1 mile upwind or to the sides. 2. Use munitions decontamination procedures. 3. If explosion does not occur, approach from upwind and extinguish fire.
Full Protective Clothing--Set 2 (Yellow) ²	Riot Control/Smokes (G) Incapacitating Agents (K)	Toxic as aerosol/vapor	<ol style="list-style-type: none"> 1. Approach from upwind and extinguish fire. 2. Decontamination may be required.
Full Protective Clothing--Set 3 (White) ³	Triethylaluminum/Plasticized Triethylaluminum Smoke (L)	Spontaneously flammable	<ol style="list-style-type: none"> 1. Do not look at burning material. 2. Do not use water.
	White Phosphorus/White Phosphorous Plasticized (H)	Spontaneously flammable when exposed to air.	<ol style="list-style-type: none"> 1. Post fire guard until leaking phosphorous has been removed. 2. After removal of agents, post fire guard for 2 days for possible reignition. 3. Use putty knife to remove small amounts, then use blowtorch to burn off remainder.
	Napalm (J)	Mass fire	<ol style="list-style-type: none"> 1. Fight fire as POL fire.
Wear Breathing Apparatus	HC Smoke (G)	High concentrations of smoke	<ol style="list-style-type: none"> 1. Do not use water.
	Incendiary/Pyrotechnic Material (G)	Burns with extremely high temperature	<ol style="list-style-type: none"> 1. Do not use water 2. Do not look at burning material.
	Napalm (J)	Mass fire	<ol style="list-style-type: none"> 1. Fight fire as POL fire.
	Isobutyl methacrylate with oil (J)	Burns with extremely high temperature	<ol style="list-style-type: none"> 1. Prevent spread of fire. 2. Smother incipient fires with dry chemical from portable fire extinguisher or cover with sand.
	TA Smoke/ Signaling Smokes (G)	High concentrations of smoke	<ol style="list-style-type: none"> 1. Prevent spread of fire. 2. Smother incipient fires with dry chemical from portable fire extinguisher or cover with sand.

Chemical Hazard Symbols and Actions

Chemical Hazard Symbol ⁵	Chemical Substances (Compatibility Group)	Hazard	Firefighting Instructions
Apply No Water	HC Smoke (G)	High concentrations of smoke	1. Do not use water.
	Incendiary/Pyrotechnic Material (G)	Burns with extremely high temperature	1. Do not use water. 2. Do not look at burning material.
	Triethylaluminum/Plasticized Triethylaluminum Smoke (L)	Spontaneously flammable	1. Do not use water. 2. Do not look at burning material.
	Napalm (J)	Mass fire	1. Fight fire as POL fire.

NOTES:

- Set 1 consists of command-approved gas masks/respirators or SCBA; butyl impermeable suit (coveralls, hood, gloves, fireman's boots, and boot covers.)
- Set 2 consists of command-approved gas masks/respirators or SCBA; coveralls; protective gloves. (Firefighting protective clothing and equipment may be used.)
- Set 3 consists of command-approved gas masks/respirators or SCBA; flame retardant coveralls; flame-resistant gloves. Used primarily with white phosphorus and triethylaluminum. (Firefighting protective clothing and equipment may be used.)
- Toxic chemical agents without explosive components that normally would be assigned to HC/D 6.1 may be stored as compatibility group K. In accordance with the Chemical Weapons Convention, the DON does not develop, produce, otherwise acquire, stockpile, or retain chemical weapons as explained in paragraph 1-7.5 of reference (a).
- See reference (c) Table 3-1 which provides approved chemical hazard symbol and compatibility group codes for specific A&E, and related hazardous material. For Navy items not addressed in reference (c), refer to the Joint Hazard Classification System for identification Table. For items not addressed in the aforesaid guidance, this Table may be used.

Chemical Hazard Symbols and Actions

Chemical Ammunition and Substances	Compatibility Group (2)	Full Protective Clothing			Breathing Apparatus	Apply No Water
		Set 1	Set 2	Set 3		
1	2	3	4	5	6	7
Toxic Chemicals (1)	K	X	-	-	-	-
O-Chlorobenzol	G	-	X	-	-	-
Smoke, Titanium Tetrachloride (FM)	G	-	X	-	-	-
Smoke, Sulphur trioxide-chlorozulphonic acid solution (FS)	G	-	X	-	-	-
Smoke, Aluminum-zinc oxidehexachloroethane (HC)	G	-	-	-	X	X
White Phosphorus (WP)	H	-	-	X	-	-
White Phosphorus plasticized (PWP)	H	-	-	X	-	-
Red Phosphorus (3)	G	-	-	X	-	-
Thermite or Thermate (TH)	G	-	-	-	X	X
Pyrotechnic Material (PT)	G	-	-	-	X	X
Calcium Phosphide	L	-	-	-	X	X
Signaling Smokes	G	-	-	-	X	-
Isobutyl methacrylate with oil (IM)	J	-	-	-	X	-
Napalm (NP)	J	-	-	X	X	X
Triethylaluminum	L	-	-	X	-	X
Plasticized Triethylaluminum	L	-	-	X	-	X

NOTES:

1. Toxic chemicals without explosives components that normally would be assigned to HC/D 6.1 may be stored as compatibility group K.

2. See [Chapter 7](#) of reference (a).

3. Full Protective Clothing Set 3 required, based on combustion of RP pyrotechnic devices producing residue or deposits of WP.

NOTICE TO DRIVERS

1. Local ordinances prohibit the parking of explosive-laden vehicles within county limits. Violations of this ordinance can result in fines, jail sentences, or both.
2. This activity provides an authorized safe haven area for sensitive cargo and explosive-laden vehicles.
 - a. The military police will direct you and provide escort (if required by risk category of cargo) to Station Ordnance.
 - b. Explosive route: Enter at Gate 3 (Truck Gate). Make a left onto R.C. West Road North (Perimeter Road). Make a right onto Funafuti Road East (MALS-31 sign). Stop at Station Ordnance for vehicle inspection and admittance to safe haven area.
3. Drivers of vehicles carrying Risk Category I, II, or small arms will stay with their vehicles in the safe haven compound.
4. Drivers electing to leave their cargo may do so after security and safety requirements are determined and provided for your cargo. This action will in no way relieve you of your liability, nor does this activity assume responsibility for the shipment or the carrier's equipment. Recall information must be provided to the Station Ordnance Duty NCO prior to leaving your cargo in the safe haven area.
5. This refuge is temporary in nature and your vehicle/trailer should be removed as soon as possible.
6. You may pick up your trailer at any time, provided you have certified documents (shipping papers, bill of lading, etc.) indicating proof of assigned trailer.
7. Your cooperation is solicited and appreciated in the interest of safety.

POINTS OF CONTACT

Station Ordnance Duty NCO	Duty Cell: (843) 321-6706 Office: (843) 228-9036
Provost Marshal	Dispatch: (843) 228-6710
Station Duty Officer/Clerk	Desk: (843) 228-7121
Emergency	911 (<i>if using a cell phone, let the operator know you are on MCAS Beaufort</i>)

(The Defense Transportation Tracking System can be contacted by dialing:
(800) 826-0794

Vehicle Inspection Form

MOTOR VEHICLE INSPECTION (TRANSPORTING HAZARDOUS MATERIALS) <small>(Read instructions before completing this form.)</small>												
This form applies to all vehicles which must be marked or placarded in accordance with Title 49 CFR.						1. BILL OF LADING/TRANSPORTATION CONTROL NUMBER						
SECTION I - DOCUMENTATION				ORIGIN a.				DESTINATION b.				
2. CARRIER/GOVERNMENT ORGANIZATION												
3. DATE/TIME OF INSPECTION												
4. LOCATION OF INSPECTION												
5. OPERATOR(S) NAME(S)												
6. OPERATOR(S) LICENSE NUMBER(S)												
7. MEDICAL EXAMINER'S CERTIFICATE*												
8. (X if satisfactory at origin)								9. CVSA DECAL DISPLAYED ON COMMERCIAL EQUIPMENT*				
a. HAZMAT ENDORSEMENT				d. ERG OR EQUIVALENT COMMERCIAL:		YES		NO				
b. VALID LEASE*				e. DRIVER'S VEHICLE INSPECTION REPORT*				a. TRUCK/TRACTOR		YES NO		
c. ROUTE PLAN				f. COPY OF 49 CFR PART 397				b. TRAILER				
SECTION II - MECHANICAL INSPECTION All items shall be checked on empty equipment prior to loading. Items with an asterisk shall be checked on all incoming loaded equipment.												
10. TYPE OF VEHICLE(S)						11. VEHICLE NUMBER(S)						
12. PART INSPECTED (X as applicable)		ORIGIN (1)		DESTINATION (2)				ORIGIN (1)		DESTINATION (2)		COMMENTS (3)
		SAT	UNSAT	SAT	UNSAT			SAT	UNSAT	SAT	UNSAT	
a. SPARE ELECTRICAL FUSES						k. EXHAUST SYSTEM						
b. HORN OPERATIVE						l. BRAKE SYSTEM*						
c. STEERING SYSTEM						m. SIEGE/DEFENSE						
d. WINDSHIELD/WIPERS						n. COUPLING DEVICES						
e. MIRRORS						o. CARGO SPACE						
f. WARNING EQUIPMENT						p. LANDING GEAR*						
g. FIRE EXTINGUISHERS*						q. TIRES, WHEELS, RIMS*						
h. ELECTRICAL WIRING						r. TAILGATE/DOORS*						
i. LIGHTS AND REFLECTORS						s. TARPULIN*						
j. FUEL SYSTEM*						t. OTHER (Specify)						
13. INSPECTION RESULTS (X one) ACCEPTED						REJECTED						
<small>(If rejected give reason under "Remarks". Equipment will be approved if deficiencies are corrected prior to loading.)</small>												
14. SATELLITE MOTOR SURVEILLANCE SYSTEM: (X one) ACCEPTED						REJECTED						
15. REMARKS												
16. INSPECTOR SIGNATURE (Origin)						17. INSPECTOR SIGNATURE (Destination)						
SECTION III - POST LOADING INSPECTION This section applies to Commercial and Government/Military vehicles. All items will be checked prior to release of loaded equipment and shall be checked on all incoming loaded equipment.												
		ORIGIN (1)		DESTINATION (2)				ORIGIN (1)		DESTINATION (2)		COMMENTS (3)
		SAT	UNSAT	SAT	UNSAT			SAT	UNSAT	SAT	UNSAT	
18. LOADED IAW APPLICABLE SEGREGATION/COMPATIBILITY TABLE OF 49 CFR												
19. LOAD PROPERLY SECURED TO PREVENT MOVEMENT												
20. SEALS APPLIED TO CLOSED VEHICLE; TARPULIN APPLIED ON OPEN EQUIPMENT												
21. PROPER PLACARDS APPLIED												
22. SHIPPING PAPERS/DD FORM 2890 FOR GOVERNMENT VEHICLE SHIPMENTS												
23. COPY OF DD FORM 626 FOR DRIVER												
24. SHIPPED UNDER DOT SPECIAL PERMIT 868												
25. INSPECTOR SIGNATURE (Origin)						26. DRIVER(S) SIGNATURE (Origin)						
27. INSPECTOR SIGNATURE (Destination)						28. DRIVER(S) SIGNATURE (Destination)						

Vehicle Inspection Form

INSTRUCTIONS

SECTION I - DOCUMENTATION

General Instructions.

All Items (2 through 9) will be checked at origin prior to loading. Items with an asterisk (*) apply to commercial operators or equipment only. Only Items 2 through 7 are required to be checked at destination.

Items 1 through 5. Self explanatory.

Item 6. Enter operator's Commercial Driver's License (CDL) number or Military OF-346 License Number. CDL and OF-346 must have the HAZMAT and other appropriate endorsements IAW 49 CFR 383.

Item 7. *Enter the expiration date listed on the Medical Examiner's Certificate.

Item 8.a. Hazardous Materials Certification. In accordance with applicable service regulations, ensure operator has been certified to transport hazardous materials. Check the expiration date on driver's HAZMAT Certification.

b. *Valid Lease. Shipper will ensure a copy of the appropriate contract or lease is carried in all leased vehicles and is available for inspection. (49 CFR 376.12 and 376.11(c)(2)).

c. Route Plan. Prior to loading any Hazard Class/Division 1.1, 1.2, or 1.3 (Explosives) for shipment, ensure that the operator possesses a written route plan in accordance with 49 CFR Part 397. Route Plan requirements for Hazard Class 7 (Radioactive) materials are found in 49 CFR 397.101.

d. Emergency Response Guidebook (ERG) or Equivalent. Commercial operators must be in possession of an ERG or equivalent document. Shipper will provide applicable ERG page(s) to military operators.

e. *Driver's Vehicle Inspection Report. Review the operator's Vehicle Inspection Report. Ensure that there are no defects listed on the report that would affect the safe operation of the vehicle.

f. Copy of 49 CFR Part 397. Operators are required by regulation to have in their possession a copy of 49 CFR Part 397 (Transportation of Hazardous Materials Driving and Parking Rules). If military operators do not possess this document, shipper will provide a copy to operator.

Item 9. *Commercial Vehicle Safety Alliance (CVSA) Decal. Check to see if equipment has a current CVSA decal and mark applicable box. Vehicles without CVSA, check documentation of the last vehicle periodic inspection and perform DD Form 626 inspection.

SECTION II - MECHANICAL INSPECTION

General Instructions.

All Items (12.a. through 12.i.) will be checked on all incoming empty equipment prior to loading. All UNSATISFACTORY conditions must be corrected prior to loading. Items with an asterisk (*) shall be checked on all incoming loaded equipment. Unsatisfactory conditions that would affect the safe off-loading of the equipment must be corrected prior to unloading.

SECTION II (Continued)

Item 12.a. Spare Electrical Fuses. Check to ensure that at least one spare fuse for each type of installed fuse is carried on the vehicle as a spare or vehicle is equipped with an overload protection device (circuit breaker). (49 CFR 393.95)

b. Horn Operative. Ensure that horn is securely mounted and of sufficient volume to serve purpose. (49 CFR 393.81)

c. Steering System. The steering wheel shall be secure and must not have any spokes cracked through or missing. The steering column must be securely fastened. Universal joints shall not be worn, faulty or repaired by welding. The steering gear box shall not have loose or missing mounting bolts or cracks in the gear box mounting brackets. The pitman arm on the steering gear output shaft shall not be loose. Steering wheel shall turn freely through the limit of travel in both directions. All components of a power steering system must be in operating condition. No parts shall be loose or broken. Belts shall not be frayed, cracked or slipping. The power steering system shall not be leaking. (49 CFR 396 Appendix G)

d. Windshield/Wipers. Inspect to ensure that windshield is free from breaks, cracks or defects that would make operation of the vehicle unsafe; that the view of the driver is not obscured and that the windshield wipers are operational and wiper blades are in serviceable condition. Defroster must be operative when conditions require. (49 CFR 393.60, 393.78 and 393.79)

e. Mirrors. Every vehicle must be equipped with two rear vision mirrors located so as to reflect to the driver a view of the highway to the rear along both sides of the vehicle. Mirrors shall not be cracked or dirty. (49 CFR 393.80)

f. Warning Equipment. Equipment must include three bidirectional emergency reflective triangles that conform to the requirements of FMVSS No. 125. FLAME PRODUCING DEVICES ARE PROHIBITED. (49 CFR 393.95)

g. Fire Extinguisher. Military vehicles must be equipped with one serviceable fire extinguisher with an Underwriters Laboratories rating of 10 BC or more. (Commercial motor vehicles must be equipped with one serviceable 10 BC Fire Extinguisher). Fire extinguisher must be located so that it is readily accessible for use and securely mounted on the vehicle. The fire extinguisher must be designed, constructed and maintained to permit visual determination of whether it is fully charged. (49 CFR 393.95)

h. Electrical Wiring. Electrical wiring must be clean and properly secured. Insulation must not be frayed, cracked or otherwise in poor condition. There shall be no uninsulated wires, improper splices or connections. Wires and electrical fixtures inside the cargo area must be protected from the lading. (49 CFR 393.28)

Vehicle Inspection Form

INSTRUCTIONS

SECTION II (Continued)

i. **Lights/Reflectors.** (Head, tail, turn signal, brake, clearance, marker and identification lights, Emergency Flashers) Inspect to see that all lighting devices and reflectors required are operable, of proper color and properly mounted. Ensure that lights and reflectors are not obscured by dirt or grease or have broken lenses. High/Low beam switch must be operative. Emergency Flashers must be operative on both the front and rear of vehicle. (49 CFR 393.24, 25, and 26)

j. **Fuel System.** Inspect fuel tank and lines to ensure that they are in serviceable condition, free from leaks, or evidence of leakage and securely mounted. Ensure that fuel tank filler cap is not missing. Examine cap for defective gasket or plugged vent. Inspect filler necks to see that they are in completely serviceable condition and not leaking at joints. (49 CFR 393.83)

k. **Exhaust System.** Exhaust system shall discharge to the atmosphere at a location to the rear of the cab or if the exhaust projects above the cab, at a location near the rear of the cab. Exhaust system shall not be leaking at a point forward of or directly below the driver compartment. No part of the exhaust system shall be located where it will burn, char or damage electrical wiring, fuel system or any other part of the vehicle. No part of the exhaust system shall be temporarily repaired with wrap or patches. (49 CFR 393.83)

l. **Brake System** (to include hand brakes, parking brakes and Low Air Warning devices). Check to ensure that brakes are operational and properly adjusted. Check for audible air leaks around air brake components and air lines. Check for fluid leaks, cracked or damaged lines in hydraulic brake systems. Ensure that parking brake is operational and properly adjusted. Low Air Warning devices must be operative. (49 CFR 393.40, 41, 42, 43, 44, 45, 47, 48, 49, 50, 51, 52, 53, and 55)

m. **Suspension.** Inspect for indications of misaligned, shifted or cracked springs, loosened shackles, missing bolts, spring hangers, unsecured at frame and cranked or loose U-bolts. Inspect for any unsecured axle positioning parts, and sign of axle misalignment, broken torsion bar springs (if so equipped). (49 CFR 393.207)

n. **Coupling Devices** (inspect without uncoupling) Fifth Wheels: Inspect for unsecured mounting to frame or any missing or damaged parts. Inspect for any visible space between upper and lower fifth wheel plates. Ensure that the locking jaws are around the shank and not the head of the kingpin. Ensure that the release lever is seated properly and safety latch is engaged. Pintle Hook, Drawbar, Towbar Eye and Tongue and Safety Devices: Inspect for unsecured mounting, cracks, missing or ineffective fasteners (welded repairs to pintle hook is prohibited). Ensure safety devices (chains, hooks, cables) are in serviceable condition and properly attached. (49 CFR 393.70 and 71)

o. **Cargo Space.** Inspect to ensure that cargo space is clean and free from exposed bolts, nuts, screws, nails or inwardly projecting parts that could damage the lading. Check floor to ensure it is tight and free from holes. Floor shall not be permeated with oil or other substances. (49 CFR 393.84)

p. **Landing Gear.** Inspect to ensure that landing gear and assembly are in serviceable condition, correctly assembled, adequately lubricated and properly mounted.

SECTION II (Continued)

q. **Tires, Wheels and Rims:** Inspect to ensure that tires are properly inflated. Flat or leaking tires are unacceptable. Inspect tires for cuts, bruises, breaks and blisters. Tires with cuts that extend into the cord body are unacceptable. Thread depth shall not be less than: 4/32 inches for tires on a steering axle of a power unit, and 2/32 inches for all other tires. Mixing bias and radial on the steering axle is prohibited. Inspect wheels and rims for cracks, unseated locking rings, broken, loose, damaged or missing lug nuts or elongated stud holes. (49 CFR 393.75)

r. **Tailgate/Doors.** Inspect to see that all hinges are tight in body. Check for broken latches and safety chains. Doors must close securely. (49 CFR 177.835(h))

s. **Tarpaulin.** If shipment is made on open equipment, ensure that lading is properly covered with fire and water resistant tarpaulin. (49 CFR 177.835(h))

t. **Other Unsatisfactory Condition.** Note any other condition which would prohibit the vehicle from being loaded with hazardous materials.

Item 14. For AA&E and other shipments requiring satellite surveillance, ensure that the Satellite Motor Surveillance System is operable. The DTTS Message Display Unit, when operative, will display the signal "DTTS ON". The munitions carrier driver, when practical, will position the DTTS message display unit in a manner that allows the shipping inspector or other designated shipping personnel to observe the "DTTS ON" message without climbing aboard the cab of the motor vehicle.

SECTION III - POST LOADING INSPECTION

General Instructions.

All placarded quantities items will be checked prior to the release of loaded equipment. Shipment will not be released until deficiencies are corrected. All items will be checked on incoming loaded equipment. Deficiencies will be reported in accordance with applicable service regulations.

Item 18. Check to ensure shipment is loaded in accordance with 49 CFR Part 177.848 and the applicable Segregation or Compatibility Table of 49 CFR 177.848.

Item 19. Check to ensure the load is secured from movement in accordance with applicable service outload drawings.

Item 20. Check to ensure seal(s) have been applied to closed equipment; fire and water resistant tarpaulin applied on open equipment.

Item 21. Check to ensure each transport vehicle has been properly placarded in accordance with 49 CFR 172.504.

Item 22. Check to ensure operator has been provided shipping papers that comply with 49 CFR 172.201 and 202. For shipments transported by Government vehicle, shipping paper will be DD Form 2890.

Item 23. Ensure operator(s) sign DD Form 626, are given a copy and understand the hazards associated with the shipment.

Item 24. Applies to Commercial Shipments Only. If shipment is made under DOT Special Permit 868, ensure that shipping papers are properly annotated and copy of Special Permit 868 is with shipping papers.

Item 26. Ensure driver/operator signs DD Form 626 at origin.

Item 28. Ensure driver/operator signs DD Form 626 at destination.